



# *Welcome to West Grove*

*Trash pick-up on Tuesdays  
Recycling on Wednesdays*

*We offer Notary Service (\$5.00 a seal)  
and Dog Licenses  
at the Borough Office  
117 Rosehill Avenue – 2<sup>nd</sup> floor*

*Office hours: 8:00 – 4:30 pm  
Lunch: 12:00 – 12:30 pm  
Monday – Friday*

*If you have any questions, please contact  
Greg or Trisha*

*Phone: 610-869-2792  
Fax: 610-869-4138*

*e-mail: [gmccummings@westgroveborough.org](mailto:gmccummings@westgroveborough.org)  
or [administrator@westgroveborough.org](mailto:administrator@westgroveborough.org)*

*Web Site: [www.westgroveborough.org](http://www.westgroveborough.org)*



# **Welcome to West Grove**

***Bills you will receive from us!***

***Quarterly Water/Sewer – Billed in  
January, April, July, and October.***

***Minimum Bill will be \$130.00 which is for three  
months service for 6000 gallons of water/sewer! If  
you consume more than 6000 gallons, it will be  
billed at \$7.73 per additional thousand for water  
and \$8.57 per additional thousand for sewer.***

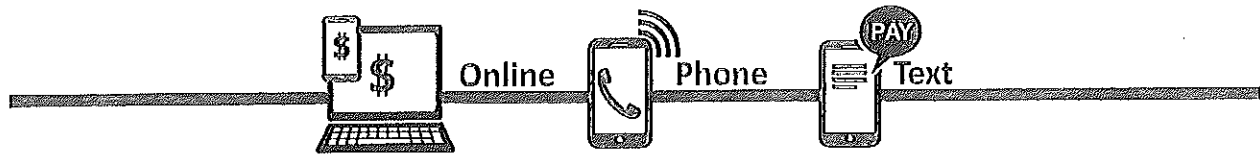
***Yearly Borough Taxes – Billed in March – This is  
sent to the owner of the property.***

***All residents of West Grove Borough will have to  
pay an Earned Income Tax which is to be taken out  
of your paycheck via your employer. Please be  
sure to update your current address with them.  
Keystone Collections is the company who collects  
this. If you have any questions, please call their  
local office in West Chester at 610-269-4402.***

***If you plan to use the property as a rental, we have  
a Rental Ordinance in the Borough; forms can be  
found on our website (see previous page).***



# It's Easy to Pay Your Utility Bill!



The Borough of West Grove's new electronic billing and payment service for utility bills is here, which means a simple online system and more convenient options to view and pay your bill. This includes the ability to make automatic payments, pay by text and pay by phone 24/7.

## Manage your account online - it's easy, safe and secure!

- ❖ View and pay your bills anytime (registration is not required)
- ❖ Go paperless to receive bills via email
- ❖ Schedule your payment for a specific future date
- ❖ Save time with AutoPay - available for both e-check and credit card
- ❖ Receive email reminders about your bill
- ❖ Pay by Text - sign up to get text notifications about your bill and have the option to pay through text message

[www.westgroveborough.org](http://www.westgroveborough.org)

### How to Get Started

1. Go to [www.westgroveborough.org](http://www.westgroveborough.org) and click "Online Bill Pay" and click Pay Now on Invoice Cloud.
2. Enter your information and select the invoice you'd like to pay. Add it to your cart or click the option to register.
3. Follow the steps to complete your payment. You may also choose to go paperless and sign up for pay by text during this time.

## West Grove Town Tour & Village Walk – August 13<sup>th</sup>, 2015

The village of West Grove derived its name from the Friends Meeting House on Harmony Road, which was built in 1787 on the western edge of London Grove Township. This original Quaker Meeting was replaced by the current Harmony Road Meeting in 1903.


West Grove separated from London Grove Township and incorporated as a Borough in 1893. The petition of incorporation was approved by the courts in November 1893, but not recorded until January 1894 in order to not affect the tax records of London Grove and to eliminate the need for a special borough election. The first election of Borough officials occurred in February 1894, with voting taking place in the West Grove Inn, located on the corner of Rosehill and Prospect Avenue. The first Borough Council meeting was held in March 1894 in the library room on the second floor the National Bank of West Grove building on Exchange Place.

West Grove's move to incorporation followed several years of significant growth in a village that began to develop with the coming of the Philadelphia and Baltimore Central (P&BC) Railroad in 1860. A March 1885 article in the Daily Local News described West Grove as "one of the most flourishing villages" in Chester County," and stated that "it contains three flour mills and the largest nursery for rose culture in the US, a large casket factory and a large number of dwellings." West Grove was milepost 40 on the Octorara Branch of the P&BC rail line, and in 1912 seven northbound and seven southbound passenger trains passed through the West Grove Station. West Grove was also serviced by trolley, being the end of the line of the West Chester, Kennett and Wilmington Electric Railway.

The original West Grove Post Office, established in 1828, was located on State Road in London Grove Township in the large white stucco farmhouse that sits on the hill overlooking Goddard Park. In 1860, Joseph Pyle, a clerk at the State Road general store and post office, built his own general store in the village of West Grove, at the corner of Exchange Place and East Evergreen Street. At the approval of President Abraham Lincoln, the West Grove post office was moved in 1864 from the State Road location to Joseph Pyle's store, and Pyle was appointed Postmaster.

For over 80 years, from 1884 to 1964, West Grove had its own hometown newspaper the West Grove Independent. The Independent letter head in the late 1890's described the weekly paper as "Spicy, Newsy, Truthful." West Grove at one time had two hotels, the 18 room West Grove Inn built in 1883, and the Hotel Roseboro at the corner of Prospect and Walnut which opened in 1909. At the height of the 1918 influenza epidemic, the Hotel Roseboro was converted into the West Grove Hospital by local physician, Dr. William B. Ewing. Over 5,000 babies were born in the West Grove Hospital, predecessor of the current Jennersville Regional Hospital.

*Mayor Stephen Black &  
West Grove Borough Council  
thank you for coming!*





West Grove Borough  
117 Rosehill Avenue  
West Grove, PA 19390  
Phone: (610) 869-2792  
Fax: (610) 869-4138  
[www.westgroveborough.org](http://www.westgroveborough.org)

**BOROUGH OF WEST GROVE RESIDENTS**  
**TRASH COLLECTION DAY – TUESDAY**  
**RECYCLING COLLECTION DAY - WEDNESDAY**

PLEASE READ – Information about trash collection and recycling in the Borough of West Grove.

This information will help you assist us in our effort to keep the amount of trash that we send to the landfill for disposal to a minimum by encouraging everyone to recycle, which will help prolong the life of the landfill and keep the cost of waste disposal as low as possible. Your help in this matter will be greatly appreciated. If you have any questions, please call the Borough Office at 610-869-2792.

The Borough pays the landfill directly for the amount of trash deposited in the landfill by our hauler each week. These “tipping fees” are a substantial part of our waste disposal costs. In order to keep these costs as low as possible, we are asking that you set out each week only that amount of trash which will fit in the receptacle and allow the lid to be closed. This is not a new regulation, but one that will be strictly enforced. If on occasion you find you have more trash than will fit in the receptacle, you may purchase stickers at the Borough office, which you may affix to your own trash bag. The cost of the sticker is \$2.00. A.J. Blosenski will then collect the extra trash bags during the regular trash collection on Tuesdays. **A.J. Blosenski will not pick up trash that is not in the supplied receptacle or in a trash bag with a Borough trash sticker on it! All toters must be at the curbside by 6:00 AM. We encourage you to put it out the evening before pick-up.**

In addition to the regular collection, A.J. Blosenski will pick up one bulk item on the last Tuesday of each month. No more than **one** large item per household per month will be collected. Mattresses and box springs must be wrapped in plastic in order to be picked up for bulk. A.J. Blosenski will not collect demolition and building construction waste. Individual homeowners are responsible for disposal of construction waste. Do not set this waste out on bulk trash pickup day. Also not accepted as bulk items are: TV's, Freon items, car parts and hazardous material.

Items with Freon (air conditioners/refrigerators/freezers) can be picked up by the Borough for a \$20.00 fee paid to the Borough office. Payment must be made prior to us picking up.

The Borough of West Grove adopted a mandatory recycling ordinance in 1991. The more trash that we recycle extends the life of the landfill and we receive grant money for the materials that are recycled. Please read the enclosed recycling brochure and participate in our program. If you do not have a maroon toter with a yellow lid, please call the Borough office at 610-869-2792. **All toters must be at the curbside by 6:00 AM. We encourage you to put it out the evening before pick-up.**

Please break down all cardboard and put the Styrofoam out with the regular trash, it is not a recyclable item.

Thank you for your cooperation with our recycling/trash program.

The recyclables we collect are processed at the SECCRA landfill. SECCRA has alerted us that they will no longer accept recycling in plastic bags, either single use retailer bags or trash bags. These bags clog the processing machines and are the number one contaminate in the recycling process. Number two is pizza boxes and anything contaminated with food. Neither will be accepted in our recycling stream moving forward. Single use plastic bags should be saved and recycled at your retailer of choice such as Giant or Lowe's, both have collection boxes as you enter. Currently SECCRA does not charge us to deposit recycling, that however will change if we don't clean up our stream of materials and we need the communities help to accomplish this. Every household should have received our new maroon recycling toter with a yellow lid. If you need one, please call the Borough Office at 610-869-2792.



**NO PLASTIC BAGS IN THE RECYCLING BIN**

**DO NOT BAG**

**Recyclables**

**Leave Items Loose and Empty**

 Return plastic bags to retailers or place in trash.

Find drop-off locations at [PlasticFilmRecycling.org](http://PlasticFilmRecycling.org)

## WEST GROVE BOROUGH RECYCLING

All acceptable material may be recycled together except corrugated cardboard\*.

### ALUMINUM

Do's

Aluminum beverage cans  
Pie plates and clean foil, rinsed.

Don'ts

Chair legs, aluminum siding

### METAL FOOD CONTAINERS

Do's

Rinsed metal food cans

Don'ts

Paint cans, misc. metal, pipe, metal cylinder  
Anything which is not a metal food or  
beverage can.

### GLASS CONTAINERS

Do's

Glass food containers, rinsed and remove lid.  
Glass beverage containers, rinsed and remove lid.

Don'ts

Pyrex, plate glass, mirrors, light bulbs,  
car head lamps, ceramics, or anything that  
is not a glass beverage or food container.

### PLASTIC BOTTLES

Do's

#1 through #7 plastic  
containers, rinsed and remove caps.

Don'ts

No styrofoam, foam, polypropylene, PVC,  
buckets, lawn furniture and kids toys.

*These materials should be rinsed and lids removed.  
Breakage of glass should be minimized, but cans and plastic containers may be crushed.*

\*\*\*\*\*

### NEWSPAPERS, MISCELLANEOUS PAPER, JUNK MAIL

Do's

Newspapers (including inserts), magazines,  
Junk mail, phone books, catalogs,  
Office paper and pressed cardboard boxes.  
Hardcover books, remove the cover.  
Please place these items in a plastic grocery bag,  
brown paper bag or tie them together.

Shredded paper is accepted in plastic bags.


Don'ts

Waxed paper, milk and juice cartons, metal  
reinforced packaging, metal coated papers,  
plastic coated papers, fiberboard, food  
contaminated paper, pet food bags, carbon paper,  
photographs, plastic envelopes, tissues, towels,  
and napkins.  
No wood products including furniture and  
lumber, etc.

**\*Corrugated cardboard needs to be flattened, tied and bundled  
together not with the other paper recycling.**

RECYCLING BENEFITS EVERYONE


THANK YOU FOR YOUR COOPERATION



# Recycle your Clean, Dry Empty Plastic Bags and Film Packaging!

## Plastics to Collect:

- LDPE / HDPE Films
- Newspaper Sleeves
- Bread Bags
- Product Wrap
- Cereal Liners
- Food Storage Bags
- Ice Bags
- Pellet Bags
- Produce Bags
- Dry Cleaning Bags
- Grocery Bags
- Case Overwrap
- Packaging Air Pillows
- Salt Bags
- Newspaper Sleeves



Look for bins and signage near  
store entrances and drop off  
collected plastics and wraps.



## Recycling is Alive in Chester County

Chester County residents, "keep up the good work and keep making our recyclables cleaner." The issue with recycling today is CONTAMINATION. When recyclables are clean and separated from trash correctly, there is a market for those items. BUT ONLY the items asked for. Educate the "wishful" recyclers who want to recycle everything. They have polluted the market with trash.

You should only recycle CLEAN mixed paper, corrugated cardboard, boxboard, aluminum and steel cans, glass bottles and jars and plastics containers 1-5 +7 preferably with narrow necks. **WE DO NOT WANT THINGS LIKE YOUR RUBBER HOSES, PLASTIC KIDDIE POOLS, FOAM, TOYS, BASKETS OR ICE CHESTS.**

Do not include plastic bags or any film plastic in your recycling bin. Plastic bags and film plastic can be taken back to the grocery store. Plastic bags will jam the machinery at the materials recovery facility where your recyclables are separated and baled for sale.

The Chester County recycling rate has been well over 60% for the last 6 years and residents should be proud of their performance. Keep up the good work but....

***WHEN IN DOUBT, THROW IT OUT***

## **WHEN IN DOUBT, THROW IT OUT!**

Please, please throw it out! That may not be the message some want to hear, but the truth is “too zealous recyclers have contaminated the recyclables with trash.” They are ruining the ability to market the material nationwide. Chester County residents are great recyclers but shouldn’t be tempted to be too passionate putting items in the bin that do not belong and “trashing” the recyclables. Properly prepared and collected recyclables are valued commodities sold on a global market. When too many non-recyclables (trash) are mixed in with the recyclables it all becomes “trash”, is too costly to separate and requires disposal at a landfill. Meanwhile too much money has been spent on collection, transportation and processing material that wasn’t worth collecting in the first place.

Scrap metal, hangers, pieces of rope or hose, pieces of wood, yard waste and children’s toys are just a few of the items that “*contaminate*” the recyclables. Scrap metal may be taken to a scrap dealer, yard waste should be composted and reusable children’s toys may be donated or thrown away if broken. Do not put them in the recycling bins.

Plastic bags present another problem. Plastic bags are not recyclable in most curbside programs. They jam the source separating equipment at recycling facilities. Plastic shopping bags can be returned to your local grocery store. Containers are located at grocery store entrances.

Most curbside programs in Chester County collect mixed paper, flattened corrugated cardboard cut down to 18” x 24”, glass bottles and jars, steel and aluminum cans, plastic bottles and containers #1-5 plus 7. Our programs also collect clean aluminum foil and pie tins and empty steel aerosol cans. No Styrofoam, polystyrene, foam. Everything else should be thrown away and that’s okay. Remember only plastic containers and bottles with recycling symbols can be recycled. If there is no recycling symbol, throw it out. Most recyclables will come from the kitchen or in the mail as paper or corrugated cardboard. If you really want to do something positive for the planet, do it right. **If in doubt, throw it out!**

Still unsure or want to know more? Contact your hauler, municipal recycling coordinator or visit [www.chestercountyswa.org](http://www.chestercountyswa.org) for more information.



## RECYCLING DOESN'T END AT THE CURB!

### Industry perspectives

By Patti Lynn, Recycling Resources Manager

You gave your food cans and bottles a good rinse, stored them in a container separate from your household trash, and tossed in your clean mixed paper. You placed the recycling cart at the curb on collection day. Congratulations, you've recycled! Or have you?

Well, not exactly. You're doing the right thing, but it's just the first step in the recycling process – the "set out." Next, the hauler collects it, transports it to a Material Recovery Facility (MRF) for sorting and baling. These commodities will be marketed to a paper mill, plastics broker, or metal recycler to eventually be manufactured into new products.

*Recycling is a process.* Residents are the first step. So, who better to teach us about the processing other than MRF managers?

Jeff Furmanchin of Total Recycle in Birdsboro wants us to know, "*Contamination* in single stream recyclables is the largest cause of downtime and damage to processing equipment. Please keep hoses, wires, construction debris and yard waste out of your recycling. Lithium-Ion or rechargeable batteries of any type need to stay out of recycling and trash bins, as they are an enormous fire hazard." (These batteries only belong in a household hazardous waste collection program!)

Scott Mingle, Director of SECCRA Landfill, manages a dozen drop off bins across southern Chester County. He says, "Just because an item bears a recycling symbol doesn't guarantee its actual recycling. This poses financial and logistical challenges, as non-recyclable items disrupt sorting, increase costs, and devalue recycled materials. To preserve the financial and environmental sustainability of recycling programs, it's important to know what is truly recyclable. 'When in doubt, throw it out' to ensure our success."

Matt Cogle of Cogle's Recycling wants us to know that water bottles (PET #1) are recycled into carpet and clothing. PET is also re-made into new bottles, closing the recycling loop. "It starts in your home. Keep food, liquids, and cigarette butts out of bottles. They make recycling much harder. Get those clean and loose (not bagged) bottles in the cart!"

**Better to recycle right, than to recycle more. When in doubt, check it out! Let's get Trash Smart!**

###



## PAPER IS A LOVABLE RECYCLABLE

By Patti Lynn CRP  
Recycling Resources Manager



When you talk about recycling, it's likely that plastic is the material on everyone's minds. "Plastic is confusing!" (Yes, it is!) "Do we really need it?" (Yes and no)

But paper? Not so much. Why not? Because paper is one of the easiest materials to recycle, and it has a long history of recyclability in the US (1600's by many accounts). Recycling one ton of paper saves 3.3 cubic yards of our precious landfill space!<sup>1</sup>

Paper can be recycled 5-7 times. The longer the paper's fibers, the more times it can be recycled into a new product before it loses its integrity. Today's copy paper can be next week's newspaper, then next month's paper towels.

Using recovered paper in mills is more economical than using virgin fiber. The process does not require extreme heat for melting, as it does for plastic, glass, and metals. Energy costs are a concern, however most of the mills in our eastern region have very efficient systems. Philadelphia's Newman Mill, for example, has a closed loop system that co-generates, producing its own steam and electricity. Using 100% recycled feedstock, Newman Paper manufactures chip board used in the making of packaging, gameboards, puzzles, candy boxes, book covers and many other everyday products.

About 80% of US paper mills depend on used paper to manufacture some or all their products.<sup>1</sup> Overall, the fiber mill industry is healthy, there is plenty of recyclable fiber feedstock available and trucking and labor are finally finding some stabilization.

WHAT PAPER IS ACCEPTABLE IN RECYCLING BINS? Clean loads are essential! Unsoiled junk mail, magazines, newspaper, office paper, flattened cereal boxes/paperboard and corrugated, and CLEAN pizza boxes (NO FOOD OR GREASE!).

Not all paper collected for recycling in Chester County ends up at the same mill. Each has their own unique limits on what specific fibers they need and contamination levels. **Always check with your municipality or private recycling hauler to know what is acceptable.**

Let's be Trash Smart. Appreciate your paper when you use it and love it enough to easily recycle it!

#####

---

<sup>1</sup> ISRI 4/5/23, <https://www.isri.org/recycled-commodities/paper>



## HAPPY NEW YEAR! LET'S RESOLVE TO BE TRASH SMART

### Patti Lynn, Recycling Resources Manager

What does it mean to be Trash Smart? It means to be more thoughtful and engaged in how you manage solid waste in your everyday life. It is behavior. If you buy that new thing, what will you do with the old thing? How can you stop wasting food? What does "away" mean when we throw stuff away? This Trash Smart series will address different household waste streams, and today we start with recycling.

We make about 30,000 decisions in a day. If we consistently make the *right* decisions about recycling, then recycling *right* becomes a good habit, and your mind can focus on other decisions. **How can you recycle right?**

- First, go to your municipal resources or your private recycling hauler and print out the list of acceptable and unacceptable materials for recycling where you live. It may also include the collection schedule. **Post that list in a spot near your recycling container.** Don't know what to do with that plastic takeout box? Look at the list! Done!
- Yes, plastic is confusing. At least know that you should be recycling plastic bottles that have a neck (think water, milk, juice, detergent). It's the other plastic containers that give us a headache. **If in doubt, check it out. Not everything can be recycled!**
- **Universally NOT accepted** in your recycling bins: batteries, food waste, plastic bags, any hangers, wire, diapers, scrap metal. Look at your list! And throw away anything smaller than a credit card; this includes bottle caps.

**Why is it important?** Chester County is a scenic, diverse community of 534,000 people. Some benefits of our collective recycling efforts:

- Municipalities earned nearly \$1M from PA Recycling Performance grant awards in 2021.
- Our two local landfills, Lanchester and SECCRA, have more years to take your trash. More than 310,000 *tons* of recyclables were diverted in 2021.
- That's the equivalent of saving 33M gallons of gas.

**To sum it up,** get your local recycling list and post it up. Focus on what is acceptable. Empty, clean, dry, and loose materials (not bagged; but paper bags for paper are OK). And over and over again. It's not hard – it's Trash Smart!





## CAN WE STOP WASTING GOOD FOOD?

Patti Lynn, Recycling Resources Manager, CCSWA

Summer is a great season for picnics, barbeques, and celebrations – enjoying foods like cold salads, watermelon, grilled meats. If you are Trash Smart, you know that we can all do better with how we manage uneaten food. A 2021 waste composition study at Lanchester Landfill demonstrated that 15% of the trash was food waste, and most of that was characterized as edible. Although food does decompose, it also creates methane, a greenhouse gas that contributes to climate change.

Some Chester County residents have a compost bin in their yard, mixing yard waste with food scraps. Some folks pay a composting company to collect their food scraps curbside. While Chester County works on trying to minimize food waste disposal, with limited composting options, there are some behaviors you can change while you plan meals, food shop, cook, and clean the plates. Be Trash Smart; pledge to adopt even one action:

- Scan your kitchen, and plan meals with those ingredients before buying more perishable food.
- Use leftovers in an upcoming meal. An uneaten baked potato can be tomorrow's home fries.
- Mix bruised fruit with yogurt in a blender for a nutritious beverage.
- Create a weekly meal plan and stick to it. Just planning out 3-5 days and shopping for *those* fresh ingredients is a great start to reduce food waste.
- Check out the "Guest-imator" at [www.savethefood.com](http://www.savethefood.com) to help you plan meals for special events.
- Date labels on foods are especially confusing, and most have little to do with food *safety*. Only baby formula has a legal mandate for a date label. An app such as FoodKeeper helps the public understand storage of food for freshness and *quality* ([www.foodsafety.gov](http://www.foodsafety.gov)).
- Improve cooking skills to reduce undercooked and overcooked meals.
- Freeze leftover foods in anticipated portions. Date them for better quality use.
- Support your local farmers' markets.
- Donate only **USABLE, WANTED** food to food pantries.
- Learn to compost! Find composting resources at [www.chestercountyswa.org](http://www.chestercountyswa.org).
- Take home leftovers when eating out or ask for smaller portions.


###



# 4 TIPS TO MINIMIZE FOOD WASTE


## PLAN AHEAD

Create a weekly meal plan and stick to it! Only buy the ingredients that you need.



## "SHOP" YOUR KITCHEN

Check your kitchen for any ingredients that you can use to create a meal from stuff you already have!



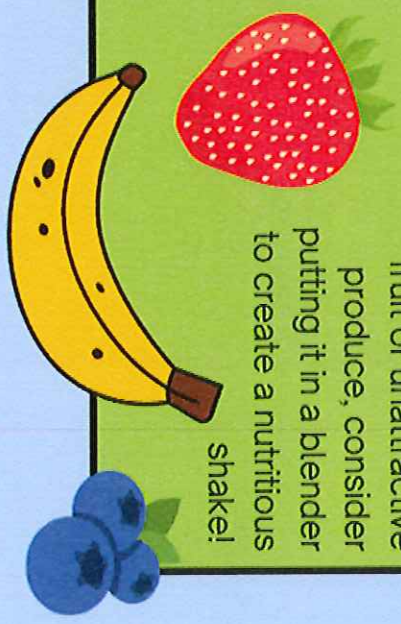
## SAVE LEFTOVERS

Freeze your leftovers for a future meal, or use the leftovers in another night's recipe.



## SHAKE IT UP

If you have bruised fruit or unattractive produce, consider putting it in a blender to create a nutritious shake!





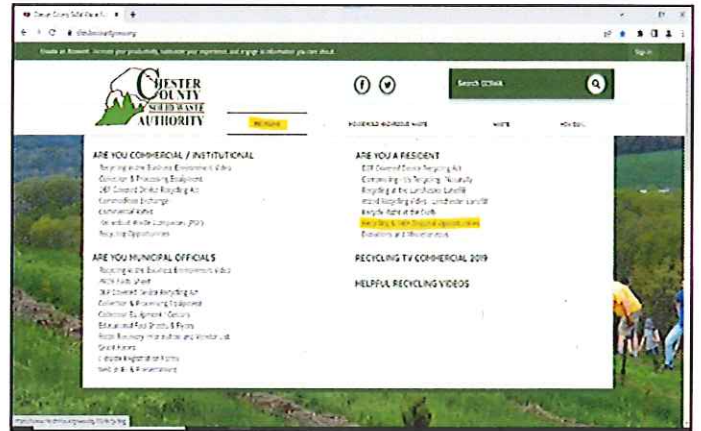
# How can I dispose of...?

[www.chestercountyswa.org](http://www.chestercountyswa.org)



## How to find information on the website:

- On the homepage, hover over the "Recycling" tab – a drop down will appear.
- Look under "Are you a Resident" section to find "Recycling and Safe Disposal Opportunities".



## Recycling & disposal information you will find:

- Automotive waste
- Batteries
- Block Styrofoam
- Books
- Cartons
- Cell Phones
- Donations/Miscellaneous
- E-waste – small electronics, TVs, and computers
- Fire extinguishers
- Fluorescent tubes/CFLs
- Freon (appliances)
- Hazardous Waste Collection Companies
- Mercury Thermostats
- Metals
- Paint
- Plastic bags
- Plastic Transparencies
- Prescription drugs and Sharps
- Printer cartridges
- Smoke detectors
- Tanks/cylinders (Helium, propane, and other gas cylinders)
- Tires
- Video Tapes/CDs/DVDs
- X-rays



## How to find information on hazardous waste disposal:

- On the homepage, hover over the "Household Hazardous Waste" tab – a drop down will appear.
- Select "Upcoming Household Hazardous Waste Events" to see a list of upcoming dates/locations.
- Select "HHW Collection Material List" for a full list of items accepted/not accepted at these events.



# All-In-One Single Stream Recycling



Paperboard Boxes  
Cajas de carton  
(Cereal, pasta, tissue)

Corrugated cardboard  
& paper bags  
De carton y bolsas de papel curragated  
(flattened)



Cartons  
Cajas de carton



Metal cans & clean  
aluminum foil, pie plates,  
trays, loose lids & caps  
Las latas de metal y limpia  
papel de aluminio, platos de pastel,  
bandejas, tapas sueltas y tapas



Plastic food & beverage  
containers. #'s 1,2,4,5,7 only  
Comida y bebida de Plastic  
contenedores. #'s unica 1,2,4,5,7



Newspaper, brochures & inserts  
(No plastic bags, do not tie & bundle)  
Periodicos, folletos y las inserciones  
( No hay bolsas de plastico, no vinculan y lian )



Junk mail, catalogs & magazines  
El correo basura, catalogos y revistas



Glass bottles and jars  
Las botellas y frascos de vidrio



File folders &  
office papers  
Carpetas de archivos  
y papeles de oficina



Phone books  
Guias telefonicas



Paperback books  
Libros de bolsillo

## Follow Guidelines Carefully

## Not Acceptable

### No Need To Remove


Paper clips, stamps, address labels,  
staples, metal fasteners, cellophane  
address windows, rubber bands,  
spiral bindings, plastic tabs

- Please flatten all cardboard boxes.
- Empty and rinse all containers

- No scrap metal
- No VHS/VCR tapes
- No plastic bags
- No needles or syringes
- No window panes, mirrors, ceramics & Pyrex dishware
- No stickers or address label sheet waste
- No plastics other than those listed
- No electronic waste (batteries, cell phones, computers)
- No paint, pesticides, oil & cleanser
- No motor oil or antifreeze containers
- No organic material and food waste
- No waxed paper or waxed cardboard
- No styrofoam or paper to-go containers
- No plastic caps
- No hard cover books




**ABSOLUTELY NO TRASH!**  
Violators will be prosecuted



# SECCRA

**Southeastern Chester County Refuse Authority**  
219 Street Road, West Grove, PA • 610-869-2452 • [www.seccra.org](http://www.seccra.org)

# Unacceptable Items



Single-stream recycling is a process by which materials are collected and mixed together for processing at a Materials Recovery Facility (MRF). This is for SECORA's drop-off centers only. If someone picks up your trash and recycling, ask them for their specific rules and methods for recycling.

While it may be frustrating that some of the items you may have such as 5-gallon buckets and other materials may have a recycling symbol on them, or you know that they are made of materials that can be recycled like aluminum siding, we can ONLY accept items that are on our "Included" list on the reverse side. Our recycler is only set up to process the materials of the size and shape of those indicated.



Recycling materials should be clean and dry.  
Los materiales de reciclaje deben estar limpios y secos.



Do not recycle anything contaminated by food, for example: pizza boxes.  
No recicle nada contaminado con alimentos, por ejemplo: cajas de pizza.



Please DO NOT use plastic bags – these bags clog the processing machines.  
NO utilice bolsas de plástico; estas bolsas obstruyen las máquinas de procesamiento.

Recyclables are picked up every Wednesday.  
Contaminated materials will be rejected until presented properly.

Los reciclables se recogen todos los miércoles.  
Los materiales contaminados serán rechazados hasta que se presenten adecuadamente.

*Thank you! Muchas Gracias!*

**Borough of West Grove**  
117 Rosehill Ave  
West Grove, PA 19390

PRESORTED  
FIRST-CLASS MAIL  
U.S. POSTAGE PAID  
OXFORD, PA  
PERMIT NO. 2078

[www.westgroveborough.org](http://www.westgroveborough.org)




# West Grove Borough Recycling



cartons/  
cartones



newspaper/  
periódico




metal cans/  
latas de metal



paper & junk mail /  
papel & correo basura



office paper/  
papel de oficina




plastic # 1, 2, 4, 5, 7  
contenedores de  
plástico # 1, 2, 4, 5, 7




glass/vidrio



paperboard/  
cartón



cardboard/  
cartulina



paperback books  
& phonebooks/  
libros de bolsillo  
y guías telefónicas

## **YARD WASTE BAGS**

\$ 15.00 for pack of 10

For yard waste, leaves, and twigs  
(smaller than 1/4" in diameter)

**20 lb. Weight limit**

Must be in bags purchased at the Borough.

**No exceptions.**

All other limbs must be tied & bundled

No more than 4 ft. in length

## **CHIPPING**

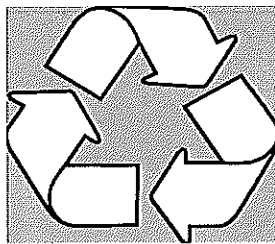
For a nominal fee the Borough will chip your pile of  
branches. Call 610-869-2792 for an estimate.

## **PAPERS**

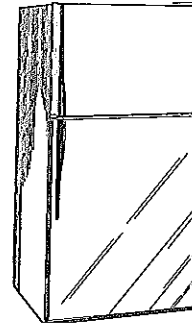
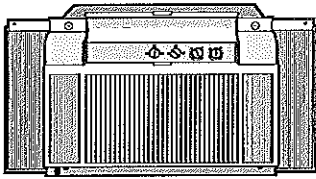
PAPER CAN BE PUT IN WITH THE  
OTHER RECYCLABLES.

CORRUGATED CARDBOARD NEEDS TO BE  
FLATTENED, BUNDLED, AND TIED AND PLACED  
NEXT TO THE RECYCLING TOTES.


## **CURBSIDE PICK-UP - WEDNESDAY**



If you have any questions please contact the Borough Office at  
**610-869-2792**



**IF YOU WOULD LIKE AN APPLIANCE WITH FREON OR  
A TELEVISION REMOVED, PLEASE CONTACT  
THE BOROUGH OFFICE AT  
610-869-2792 TO MAKE ARRANGEMENTS.  
THERE IS A \$20.00 FEE, PAYABLE IN ADVANCE.**





West Grove Borough  
117 Rosehill Avenue  
West Grove, PA 19390  
Phone: (610) 869-2792  
Fax: (610) 869-4138  
[www.westgroveborough.org](http://www.westgroveborough.org)

## DISPOSAL OPTIONS FOR CATHODE-RAY TELEVISIONS AND FLAT SCREEN TELEVISIONS

State Law prohibits the disposal of cathode-ray and flat screen television sets in landfills. West Grove Borough doesn't allow these to be tossed in totes, and the televisions aren't accepted at many electronic recycling events.

Five options for disposing of these television sets:

- " The West Grove Borough Public Works Department can pick it up for a fee of \$20.00 payable in advance; just give us a call at 610-869-2792.
- " You can take your cathode-ray and flat screen television sets to SECCRA (the local landfill-they have a shed for electronic recycling) for a minimum fee of \$5.00. Please call for hours of operations and directions at 610-869-2452.
- " Best Buy accepts any television set, regardless of where it was purchased. Visit the Best Buy website for more information.
- " The Chester County Solid Waste Authority will accept up to three televisions at a minimal cost. Televisions may be delivered to the CCSWA facility at 7224 28th Division Hwy., Narvon. Telephone (610) 273-3771 for more information.
- " The Chester County Solid Waste Authority will also accept cathode-ray and flat screen televisions at its Hazardous Household Waste and Electronic Collection events. Visit [chestercountyswa.org](http://chestercountyswa.org) for more information.

## **FREON® RECOVERY INFORMATION**

The Clean Air Act of 1990 requires recapture, recycling, and safe disposal of chlorofluorocarbons (CFCs) and hydro chlorofluorocarbons (HCFCs) used in air conditioners, refrigerators, and freezers as coolant. Under the Act, no one may accept an item containing CFCs and HCFCs for recycling or disposal unless the Freon® contained within it is properly removed and the owner/hauler/appliance company can show proof of proper removal. It is also unlawful for any person to knowingly release or vent CFCs or HCFCs into the air. The EPA requires certification for all technicians removing Freon® as of 11/14/94. For more information, call the EPA's Stratospheric Protection Hotline at 800-296-1996.

### **OPTIONS:**

(573-2672)

1. PECO Customers call 1-888-5 PECO-SAVE or pecosmartideas.com Ongoing program - Refrigerator must work  
PP&L Customers call 1-877-270-3522 for pickup and information. Ongoing program - Refrigerator must work
2. Contact the company from whom you purchased the new appliance. Many will take back the old appliance and remove the Freon® (fees may be charged).

Check with your hauler. Some haulers will take appliances containing Freon® from their customers, remove the Freon® and recycle the appliance for a lower fee than those charged by appliance centers. Others will only remove appliances with certification that the Freon® has been removed. Call for more information.

**Haulers removing appliances containing Freon®:**  
AJ Blosenski Do-Away & Hauling – 610-942-2707  
(Customers only)  
Republic Services –West Grove 610-869-2222  
Republic Services -Valley Forge 610-265-6337  
RT Opdenaker & Sons, Inc. 610-459-3515

**Haulers removing appliances with certificate of Freon® removal**  
Charles Blosenski Disposal 610-942-2480 (Customers only)  
Waste Management of PA 610-367-1300 (Service area)

The above list may not include all haulers who provide this service.

3. Chester County Solid Waste Authority-Lanchester Landfill-7224 Division Hwy., Narvon, PA 610-273-3771
4. Coatesville residents call 610-384-2861
5. East Bradford residents call for information 610-436-5108
6. East Fallowfield residents call 610-384-7144
7. East Whiteland Township –Fall collection – call 610-648-0600 Public Works
8. London Grove residents call 610-345-0100. One day in May and September for Freon recycling at SECCA, 1-4pm
- \* 9. SECCRA area residents-Take the unit to SECCRA Landfill (610-869-2452) for a \$12 per unit charges.
10. Spring City residents call 610-948-3660
11. Upper Uwchlan residents call 610-458-9400 for pickup
12. West Bradford residents call 610-269-4174 to arrange pickup
13. West Chester Borough residents call 610-696-5282
14. West Goshen – After Freon® has been removed & item tagged, call township for pickup 610-696-5266
15. West Grove residents call 610-869-2792 to arrange pickup
16. Contact an appliance service center. Check in the yellow pages under “Appliances-Household-Major-Service & Repair” for an appliance service center that performs Freon® retrieval/appliance disposal.  
After removal is certified, appliances may be recycled at a scrap dealer. Prices vary, call several centers.
17. Call a local licensed plumber who can drain the Freon® and tag the item for bulk collection day.

\*Municipalities in the SECCRA area:

Avondale Borough  
East Marlborough  
East Nottingham  
Elk  
Franklin  
Highland

Kennett  
Kennett Square Borough  
London Britain  
Londonderry  
London Grove  
Lower Oxford

New Garden  
Newlin  
New London  
Oxford  
Parkesburg Borough  
Penn

Pennsbury  
Pocopson  
Upper Oxford  
West Grove Borough  
West Marlborough  
West Nottingham

**Disclaimer:** This listing is provided as a public service by Chester County Solid Waste Authority.  
No companies are endorsed or recommended. To add listings or to make changes,  
call 610-273-3771 \* 226

Freon® Recovery Services		Fees May Apply			
	Refrig	AC	Dehumid	Dispose	Comments
<b>Best Buy</b>					When you purchase a Freon® appliance, offer pick up for a fee.. DO NOT BRING APPLIANCE TO THE STORE.
<b>Chester County Solid Waste Authority</b> Lanchester Landfill 7224 Division Highway (Route 322W, Honey Brook) Narvon, PA 17555 610-273-3771 www.chestercountyswa.org 7:00-4:30PM Mon-Fri 7:00-11:30AM Saturday	√	√	√	√	Will accept refrigerators, air conditioners and dehumidifiers
<b>Delaware Valley Scrap Co.</b> 7010 Beaver Dam Road Levittown, PA 19057 215-949-1191	√	√	√	√	
<b>John Kopteros A/C &amp; Refrigeration</b> 275 Hurley Road Coatesville, PA 19320 610-384-8113	√	√	√	√	
<b>Recycle Metals Corp.</b> 407 Allenwood Road (by IKEA) Conshohocken, PA 19428 610-828-5553	√	√	√	√	Mon-Fri 7:00-4:00 Closed for lunch 12-12:30 Sat 8:00-11:00
<b>Rite Way Mechanical Art Sipala</b> 1263 W. Kings Highway Coatesville, PA 19320 610-972-1780	√	√	√	√	
<b>SECCRA Landfill</b> 219 Street Road (Rte 926) West Grove, PA 19390 610-869-2452	√	√	√	√	SECCRA Residents Only
<b>Stoltzfus Appliance</b> 4455 West Lincoln Highway Parquesburg, PA 19365 610-857-5784	√	√	√	√	
<b>Joe Torrie &amp; Son Appliance</b> 417 Corner Ketch Road Downingtown, PA 19335 610-269-3659	√	√	√		
<b>Vic's Refrigeration &amp; Appliance Service</b> 285 Church Street Downingtown, PA 19335 610-269-1867	√	√	√		
<b>Waste Management of PA (Montgomery Co.)</b> 197 Swamp Creek Road Gilbertsville, PA 19525 888-Go Freon® (463-7366)	√	√		√	Only if you have service with them

Johnson Supply -- Sell Freon® removal equipment  
299 Boot Road, Downingtown, PA 19335  
610-873-6100

**Disclaimer:** This listing is provided as a public service by the Chester County Solid Waste Authority. No companies are endorsed or recommended.

Use our App - chescorecycle

Updated November 3, 2015

shared/nancy/civicplus/recycling/residential/Freon



**SOUTHEAST PENNSYLVANIA  
REGIONAL HOUSEHOLD HAZARDOUS WASTE COLLECTION MATERIAL LIST  
BUSINESSES AND CONTRACTORS WILL BE TURNED AWAY**

Listed below are the acceptable materials which can be taken to any of the 25 location sites. All collections will be held from 9:00 am - 3:00 pm. Household Hazardous Waste materials that will be accepted at each of the collections sites are limited to:

PAINT PRODUCTS	OUTDOOR PRODUCTS	AUTOMOTIVE PRODUCTS	HOUSEHOLD PRODUCTS	HOUSEHOLD OTHER
Turpentine	Swimming Pool Chemicals	Grease & Rust Solvents	Drain Openers	Acids, Caustics, Solvents
Wallpaper Cement	Weed Killers	Fuel Additives	Rug Cleaners	Flammables
Paint Thinners	Septic Tank Degreasers	Carburetor Cleaners	Wood & Metal Cleaners	Oxidizers
Strippers & Removers	Asphalt Sealers	Transmission/Brake Fluid	Toilet Bowl Cleaners	Reactives
Oil-Based Paints	Caulking Compounds	Antifreeze	Adhesives/Solvents	Organic Peroxide
Stains, Varnish,	Joint Compound	Gasoline	Mothballs/Flakes	Reactive Metals
Shellac	Roof Cements	Car(lead-acid), Truck, Motorcycle, Marine Batteries	Spot Removers	Lead
Other Solvent Based Paint Products	Rodent Poison	Gas/Oil mixture	Dry Cleaning Fluid	Pesticides
			Kerosene	Mercury/Bearing Items-Thermometer switches
			Rechargeable batteries-Lithium, Ni-Cad, Burton	Fluorescent tubes and CFL bulb

**Materials that will not be accepted at any of the collection sites:**

- |                            |                             |                          |                    |                    |
|----------------------------|-----------------------------|--------------------------|--------------------|--------------------|
| Latex Paint* (Water-Based) | Explosives & Ammunition     | Unidentified Waste       | White Goods        | Fire Extinguishers |
| Appliances                 | Infectious or Medical Waste | Pressurized CFCs & HCFCs | Gas Cylinders      |                    |
| Used Motor Oil**           | Radioactive Waste           | Tires                    | Alkaline Batteries |                    |
| Asbestos                   | PCB's                       | Freon Appliances         | Smoke Detectors    |                    |
- The county will not accept any commercial/industrial generated hazardous waste.
  - The county will not accept any material which cannot be legally disposed of at a hazardous waste facility.
  - Do not mix materials.
  - Tighten lids on all containers. If containers are leaking, pack in larger container with newspaper to soak up leaks.
  - Bring all substances in original containers with labels. Items must be identifiable.
  - Alkaline household batteries may be thrown in the trash.
  - Maximum amount accepted - 25 gallons or 220 lbs. No 25 or 50 gallon drums

\* Take off lid, dry out paint, discard can without lid; or pour paint into plastic bag with absorbent material (clay based kitty litter, saw dust, rags) place bag and can without lid, in trash. Paint hardener can also be purchased at hardware stores.

\*\* Call 610-273-3771 \* 228 for recycling locations list or contact local automotive service center.

Go to [www.chestercountyswa.org](http://www.chestercountyswa.org) for additional disposal options

## Proper Disposal of Unused Prescription Drugs and Sharps

Federal prescription drug disposal guidelines urge Americans to follow the instructions listed below when disposing of prescription drugs:

- Take unused, unneeded, or expired prescription drugs out of their original containers.
- Mix the prescription drugs with an undesirable substance, like used coffee grounds or kitty litter and put them in impermeable, nondescript containers, such as empty cans or sealable bags, further ensuring that the drugs are not diverted or accidentally ingested by children or pets.
- Throw these containers in the trash. OR

CVS, Walgreens, Rite-Aid, Kroger and Winn-Dixie sell postage-paid envelopes (\$3.99) that allow customers to mail unwanted prescription and over-the-counter medications to Sharp Compliance's Texas facility for disposal. **Controlled substances are excluded from the program.**

### Disposal Option for Pharmaceuticals:

Gateway Pharmacy  
165 Nutt Road  
Phoenixville, PA

Stericycle  
Home Sharps Disposal  
Mailback Program  
866-STERI-CALL  
[www.stericycle.com/consumer-needle-disposal](http://www.stericycle.com/consumer-needle-disposal)

[www.cvim.org](http://www.cvim.org)  
[www.disposemy meds.org](http://www.disposemy meds.org)

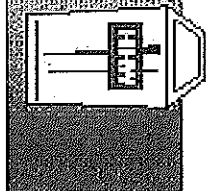
### The following locations have Medication Collection Drop Off Boxes:

1. Chester County Justice Center Sheriff's Dept., 201 W. Market St., Suite 1201, West Chester
2. East Brandywine Twp. Police Dept., 1212 Horseshoe Pike, East Brandywine
3. Kennett Square Borough Police Dept., 115 N. Broad St., Kennett Square
4. New Garden Twp. Police Dept., 8934 Gap Newport Pk., New Garden
5. North Coventry Twp. Police Dept., 845 S. Hanover St., North Coventry
6. Oxford Borough Police Dept., 57 N. Fourth St., Oxford
7. Parkesburg Borough Police Dept., 315 W. First Ave., Bldg. 2, Parkesburg
8. Phoenixville Borough Police Dept., 351 Bridge St., Phoenixville
9. West Goshen Twp. Police Dept., 1025 Paoli Pk., West Goshen
10. Westtown-East Goshen Regional Police Dept., 1041 Wilmington Pk., Westtown
11. West Whiteland Twp. Police Dept., 101 Commerce Dr., West Whiteland
12. West Grove Borough, 117 Rosehill Avenue, West Grove, PA

### For More Information

If you have any questions or would like more details, please contact us.

# OTHER DISPOSAL OPTIONS



**Ask** your doctor if he or she will accept your properly "containerized" sharps for safe disposal.



**Contact** your local hospital to see if it will accept sharps that have been properly secured in a container.



**Check** with your pharmacy. Some sell specially designed containers for use by homeowners in securing health care wastes for disposal in household trash.




**If** your community is served by a regional household hazardous waste (HHW) collection facility, ask if it will accept your sharps.



Chester County Solid Waste Authority  
7224 Division Highway  
Narvon, PA 17555

## DISPOSAL TIPS FOR

## HOME HEALTH CARE WASTES

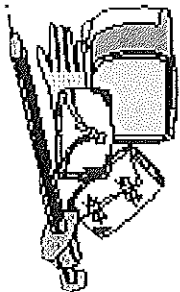


**DISCLAIMER:** This brochure is provided as a public service by the

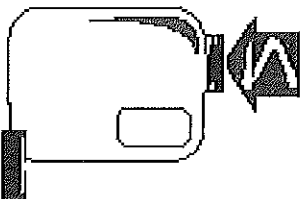
Chester County Solid Waste Authority  
7224 Division Highway  
Narvon, PA 17555  
610-273-3771  
[www.chestercounty.swa.org](http://www.chestercounty.swa.org)

## HOME HEALTH CARE WASTES

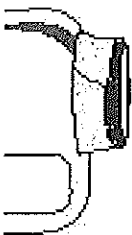
primarily consist of used "sharps", such as: needles, syringes, lancets and other sharp objects, as well as soiled bandages, disposable sheets and medical gloves. You can help prevent injury, illness and pollution by following some simple steps when disposing of these wastes in your household trash.



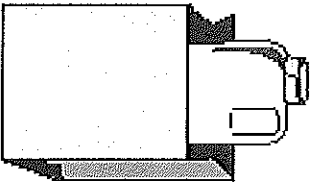
1. Place all sharps in a puncture-resistant, hard plastic or metal container. An empty detergent bottle with a screw-on cap or an empty coffee can will do.



2. Close the container with its original lid and secure with heavy duty tape.


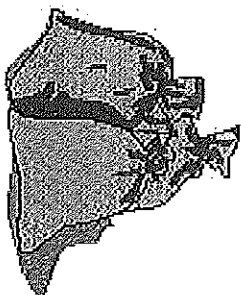


3. Place the tightly sealed container in a paper bag and discard it with your household trash.



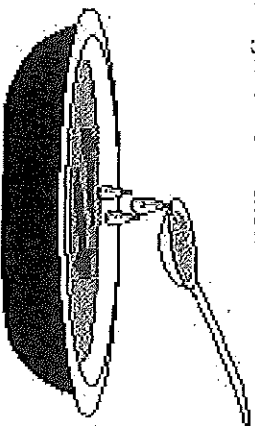
**DO NOT PLACE IT WITH YOUR RECYCLABLES.**

4. Place non-sharp home health care wastes in a doubled, securely fastened, opaque plastic trash bag before putting them in your garbage can with other wastes.



### RECOMMENDED TREATMENT:

*Prior to disposal, disinfect your sharps with a solution of 1 teaspoon of bleach in 1/2 gallon of water.*



### DO'S & DON'TS


#### DO:

- Place sharps in an opaque, puncture-resistant container.
- Seal lids on containers of sharps with heavy-duty tape.
- Seal trash bags with tape or wire/plastic ties.
- Label plastic jug or metal can "DO NOT RECYCLE"
- Keep waste containers out of reach of children and animals.


#### DON'T:

- Place loose sharps in the trash or toilet.
- Label the containers as medical waste.
- Clip needles with a pair of scissors.
- Place sealed containers in with recyclables.

**DO NOT RECYCLE ANY SHARPS!**



# What do I do with leftover paint?



## PREVENTION

Preventing waste in the first place is the best, least expensive method of disposal. For all waste items, we recommend you follow disposal options in this order:

### REDUCE

Buy only what you need and return unopened cans. If you are the end of a job and realize you need only a small amount to finish, exchange the unopened can for a quart.

### RE-USE


Use leftovers for second coats, touch-ups, painting fences, bird houses, basements, give to a friend, neighbor or small business owner, etc. OR - donate leftovers to community groups, school and local theater groups, recreation departments, sign painters, farmers for fences, etc.

### RECYCLE



Old latex paints can be blended together to produce beige or gray. Oil-based paints may also be mixed together. DO NOT

MIX OIL-BASED PAINT WITH LATEX PAINT. Mix different latex paints together, use for fences, basements, sheds, etc.



### OIL-BASED PAINT

Save oil-based paint for a Household Hazardous Waste Collection day.

If none is scheduled you may mix with an absorbent like sawdust, clay-based kitty litter or rags. Small quantities may be mixed in the can; larger quantities can be mixed in a box lined with a plastic bag. Stir with a stick until all the paint is absorbed. Seal the solidified paint and can, absorbent stick, box, etc, in a plastic bag and dispose of with trash. NOTE: Mix outside, away from children and pets. Use gloves. Avoid if you have chronic respiratory problems.

## DISPOSE OF SAFELY

IF NO OTHER ALTERNATIVE EXISTS

What cannot be reused can be solidified and sent to the landfill\* by following the instructions for latex paint and oil-based paint:



**Tank Disposal – Helium & Propane & Other Gas Cylinders**

**Fees May Apply**

<p><b>Ace Hardware</b> – Lancaster Ave., Frazer          E. Lincoln Hwy., Thorndale          Pocopson Rd., West Chester          Strasburg Rd., West Chester</p>	<p><b><u>CALL AHEAD FOR INSTRUCTIONS          FROM ALL VENDORS</u></b></p>
<p><b>Agway Energy Products</b>          956 S. Matlack Street          West Chester, PA 610-696-1700</p>	
<p><b>Amerigas</b>          9 N. Bacton Hill Road          Frazer, PA 610-644-9100 Call for drop off times</p>	
<p><b>Beartown Recycling</b> M-F 8:00am-5:00pm          6943 Division Highway Saturday 8:00 am - Noon          (Route 322 West)          Narvon, PA 17555          717-354-7734</p>	
<p><b>Blue Rhino</b> – Mark the tank with “RECYCLE” either with a sharpie or attach a label.  <a href="http://www.bluerhino.com/propane-finder">www.bluerhino.com/propane-finder</a>      <a href="http://www.uniflame.com/br/index.html">www.uniflame.com/br/index.html</a></p>	
<p><b>Electronic Industries</b> - <a href="http://www.eiae.org">www.eiae.org</a></p>	
<p><b>Elkton Recyclers, Inc.</b> M-F 8:00-4:00pm          53 Dogwood Road Sat. 8:00-11:45am          Elkton, Maryland 21921          410-392-2980</p>	
<p><b>Harris Metals</b> M-F 7:30am-3:30pm          446 Gum Tree Road Sat. 7:30am-11:30am          Coatesville, PA 19320          610-857-4670</p>	
<p><b>Home Depot</b> - E. Lancaster Ave., Downingtown          Lancaster Pike. East Whiteland/Frazer</p>	
<p><b>JPS Medical</b>          P.O. Box788          Edgemont, PA 19028 610-359-1555 Medical waste disposal, Disposal supplies, O2 tanks</p>	
<p><b>Kaufman Gas</b> M-F 8:30-4:30pm          850 Gap Newport Pike Propane tanks Only          Atglen, PA 19310          610-593-5063</p>	
<p><b>Lowe’s</b> - East Caln and Avondale</p>	
<p><b>MAWA, Inc.</b>          15 Woodlyn Avenue          Norristown, PA 19403 610-539-5007 Accepts all cylinders: Medical/Propane/Gas (Free)</p>	
<p><b>Phoenixville Scrap Co.</b> M-F 7:30am-3:45pm          W. High &amp; Mary Streets. Sat. 7:00-11:30am          Phoenixville, PA 19460          610-935-9363</p>	

**Party Balloon Helium Tanks**

[www.balloontime.com/recycle](http://www.balloontime.com/recycle)

Beartown Recycling

6943 Division Highway, Narvon, PA 17555

717-354-7734

**Shagrin - Propane**

426 Baltimore Pike

West Grove, PA

610-869-0139

**Suburban Propane**

301 Old Mill Lane

Exton, PA 19341

610-363-6565

**U-Haul**

1155 Horseshoe Pike, Downingtown 610-269-1618

**Wal-Mart**

Indian Run Street, Exton

Commons Drive, Parkesburg

School House Road, Kennett Square

Shoemaker Road, Pottstown


**Acetylene Tanks** -- take to a company that sells them. An Auto Body shop can help.

Disclaimer: This listing is provided as a public service by the Chester County  
Solid Waste Authority. No companies are endorsed or recommended.  
To add or make changes, call 610-273-3771 \*226.

Use our App - [chescorecycle](#)

Updated August 10, 2020

[shared/nancy/civicplus/residential/tanks](#)



Borough of West Grove  
117 Rosehill Avenue, P O Box 61  
West Grove, PA 19390-0061

Phone: (610) 869-2792

Fax: (610) 869-4138

[www.westgroveborough.org](http://www.westgroveborough.org)

E-mail: [administrator@westgroveborough.org](mailto:administrator@westgroveborough.org)

# Rain Check **Reducing Stormwater Runoff**

When the amount of rain falling exceeds the land's ability to absorb it, the result is stormwater runoff.

## Stormwater-Friendly Lawns and Gardens

Without treatment, stormwater that runs from the land into our waterways can be unhealthy for people and bad for the environment. Runoff can carry chemicals, metals, bacteria, viruses, organic compounds, and other pollutants directly into creeks, lakes, rivers, and streams. Runoff can also cause severe erosion and flooding — even during a typical Pennsylvania storm.

What can we do? Homeowners can take steps to help with the effort by making sure their gardens and lawns are "stormwater-friendly."

Gardens can contribute considerable nutrients and other pollutants to waterways if not cared for responsibly. Instead of using chemical fertilizers, give organic alternatives, such as compost and manure a try.

Insects are harmless to people and play an important role in

maintaining a healthy lawn or garden ecosystem. If one is posing a problem, identify the exact pest and research the non-chemical alternative. Pesticides should be a last resort.

Lawn-care steps not only help to protect local streams and rivers but also result in cost savings for homeowners. Setting your mower

height to 3 inches or higher slows runoff and produces a deeper and denser root system, which absorbs more water and prevents erosion. Keep the grass clippings and chopped leaves; they decompose quickly providing important nutrients for your lawn.

Do you really need to fertilize your lawn? If your lawn is thin or has bare spots, you may not have a choice since a dense, vegetated cover is the most stormwater-friendly lawn. There are no one-size-fits-all guidelines when it comes to fertilizer because of soil texture and pH and nutrient levels. Identifying your lawn's needs first

will reduce unnecessary applications, create a healthier lawn faster, and reduce your long-term costs. If fertilizer is needed, maximize the benefits of slow-release nitrogen, typically called "water insoluble nitrogen" or WIN, and minimize the number of chemical applications. Another tip: Homeowners should wait until the grass begins growing in March to fertilize and then stop fertilizing after October.


Do not fertilize or use pesticides within 15 to 20 feet of a stream. If you live near a stream, consider establishing a natural riparian buffer there instead. When you're done applying fertilizer, immediately sweep any granulated chemicals off hard surfaces.

To learn more about a natural riparian buffers, visit [www.stormwater.allianceforthebay.org](http://www.stormwater.allianceforthebay.org) and click on "Structural BMPs."

Note: Information courtesy of Storm-waterPA and the Alliance for the Chesapeake Bay.



**WHEN YOU'RE WASHING YOUR CAR IN  
THE DRIVEWAY, REMEMBER YOU'RE  
NOT JUST WASHING YOUR CAR  
IN THE DRIVEWAY.**



All the soap, scum, and oily grit runs along the curb. Then into the storm drain and directly into our lakes, streams and into coastal waters including the Chesapeake Bay. And that causes pollution which is unhealthy for fish. So how do you avoid this whole mess? Easy. Wash your car on grass or gravel instead of the street. Or better yet, take it to a car wash where the water gets treated and recycled.

If you have questions regarding storm water, please contact your municipality or Pennsylvania Department of Environmental Protection's Regional Office. For general questions, you may also contact DEP's Bureau of Water Management at (717) 772-5661 or visit [www.dep.state.pa.us](http://www.dep.state.pa.us). Thanks to the Washington State Water Quality Consortium for permission to adapt and use this poster.

**WHEN YOU'RE FERTILIZING THE LAWN,**

**REMEMBER, YOU'RE NOT JUST**

**FERTILIZING THE LAWN.**



You fertilize the lawn. Then it rains. The rain washes the fertilizer along the curb, into the storm drain, and directly into our lakes, streams and into coastal waters including the Chesapeake Bay.

This causes algae to grow, which uses up oxygen that fish need to survive.

So if you fertilize, please follow directions and use sparingly.

If you have questions regarding storm water, please contact your municipality or Pennsylvania Department of Environmental Protection's Regional Office.  
For general questions, you may also contact DEP's Bureau of Water Management at (717) 772-5661 or visit [www.dep.state.pa.us](http://www.dep.state.pa.us).  
Thanks to the Washington State Water Quality Consortium for permission to adapt and use this poster.

**WHEN YOUR CAR'S LEAKING OIL ON  
THE STREET, REMEMBER IT'S NOT JUST  
LEAKING OIL ON THE STREET.**



Leaking oil goes from car to street. And is washed from the street into the storm drain and into our lakes, streams and into coastal waters including the Chesapeake Bay. Now imagine the number of cars in the area and you can imagine the amount of oil that finds its way from leaky gaskets into our water. So please, fix oil leaks.

If you have questions regarding storm water, please contact your municipality or Pennsylvania Department of Environmental Protection's Regional Office. For general questions, you may also contact DEP's Bureau of Water Management at (717) 772-5661 or visit [www.dep.state.pa.us](http://www.dep.state.pa.us). Thanks to the Washington State Water Quality Consortium for permission to adapt and use this poster.

**WHEN YOUR PET GOES ON THE LAWN,**

**REMEMBER IT DOESN'T JUST**

**GO ON THE LAWN.**



When our pets leave those little surprises, rain washes all that pet waste and bacteria into our storm drains. And then pollutes our waterways. So what to do? Simple. Dispose of it properly (preferably in the toilet). Then that little surprise gets treated like it should.

If you have questions regarding storm water, please contact your municipality or Pennsylvania Department of Environmental Protection's Regional Office. For general questions, you may also contact DEP's Bureau of Water Management at (717) 772-5661 or visit [www.dep.state.pa.us](http://www.dep.state.pa.us). Thanks to the Washington State Water Quality Consortium for permission to adapt and use this poster.

## Holiday Guide to Reuse & Recycling

### **Tips on handling holiday waste:**

For many people, the excess of the holidays is one of the season's attractions...until the celebrations are over. Suddenly, the waste seems almost criminal. Ring a bell? Then, you'll be happy to learn about these ways to put the waste to good use.

### **Extra Food:**

Should you find yourself with too much food after your feast (more than you could possibly turn into leftovers), reach out to a local food bank to see whether you can donate the excess to help feed people in need. If you know from past experience that you're likely to have this problem, call in advance so you know where to take it while it's still fresh. Better yet, try portion planning when you cook and avoid the problem altogether.

### **Last Year's Electronics:**

Don't underestimate the value of your old computer when you get a shiny new replacement for the holidays. That "clunker" was worth something the day before—and still is. Maybe you employ someone, such as a home health aide for an elderly parent, who would benefit from it. A local school or charity might want it. Heck, you might even be able to sell it on eBay or craigslist.

If there are no takers, recycle it. Laptops of any make can be dropped off at a Dell Reconnect location, as can most computer accessories. A partnership between Dell and Goodwill, Dell Reconnect uses proceeds from the resale of systems, parts and recovered materials to help fund Goodwill's mission of putting people to work.

If you have a Mac or iPad, bring it back to Apple for recycling. PCs are accepted, too. Apple promises that if the machine has monetary value, you will receive an Apple Gift Card for the amount. The same applies to iPhones and iPods.

Did you get a new mobile device? Bring or mail it to Recellular or one of many other cellphone donation and recycling programs.

Just remember, when donating or recycling any equipment with personal information on it, you need to wipe out the memory first. This is very important to protect yourself from financial and identity theft—and simply to keep private stuff private. Here are instructions for completely erasing data from PCs, Macs and all manner of cellphones.

### **Last Year's Fashions:**

If you receive new duds for the holidays, consider donating any old items that you won't be wearing anymore to The Salvation Army, Goodwill or one of the other organizations that take used clothing and shoes. Winter is an especially good time to donate a warm coat. You can also resell your old clothing at a local thrift or vintage shop or participate in a clothing swap.

### **Toys that Have Lost Their Luster:**

Unfortunately, while crayons can be recycled, most toys cannot be—in part because they're so often made with toxic materials (a sad commentary on what kids are exposed to every day for lack of adequate health and safety regulations). However, you can avoid the future need for recycling toys by renting instead of buying them. Just google toy rental and you'll find a number of companies offering the service.

**Christmas Trees:**

Artificial trees should be put away for reuse next year. If you haven't bought a tree yet, consider a real tree instead, which many communities recycle nowadays (check to see if yours does). Generally, the recycled trees are chipped and converted to mulch. If you get a potted tree instead of a cut one, you can replant it afterwards in your yard or donate it to a park or church for replanting. (Note that replanting is only possible if the ground hasn't frozen yet.)

**Christmas Light Strings:**

At the end of the holiday, put Christmas lights away carefully so they'll be in good shape for the following year. If the original packaging is no help, rip the side off a large cardboard box and wrap the string around it, cutting notches in the cardboard if necessary to hold the string in place. No need for your lights next year? Donate them to a local charity or offer them to someone who wants them on freecycle. If some of the bulbs are broken or there are other problems with the lights, recycle them at Holiday LEDs. The lights will be recycled responsibly and you'll get a coupon worth 25% off a new purchase.

**Wrapping Paper and Holiday Cards:**

If you unwrap gifts carefully, the paper can be trimmed, saved and reused next year. Otherwise, it can be recycled with other mixed paper. If the wrapping is still ahead of you, consider buying reusable bags to wrap your presents in. They'll double as additional gifts and will help the people who receive them shop more sustainably year-round. You can get a grab bag of 6 reusable bags from ChicoBag for \$24.99.

Holiday cards can also be recycled with mixed paper products (just pull off any non-paper gewgaws that might be attached). Alternatively, you can cut them up into small gift tags for use next year. When buying new cards, choose the smallest ones that can accommodate your message.

# REMOVE & REPORT!

## SPOTTED LANTERN FLY IN WEST GROVE




Figure 1




Figure 2

*Figure 1: A mature spotted lantern fly. This invasive insect threatens grapes, hops, and fruit trees. (Photo credit: Lawrence Barringer, Pennsylvania Dept. of Agriculture, Bugwood.org)*  
*Figure 2: Nymph stage can last from May until September followed by adult egg laying stage.*

The Spotted Lanternfly (SLF), *Lycorma delicatula* (White), is an invasive plant hopper native to Asia. This insect has the potential to greatly impact agricultural crops such as grapes, hops, and hardwoods. It is also reducing the quality of life for people living in heavily infested areas. - agriculture.pa.gov

**Any efforts you make in destroying the Spotted Lanternfly or its egg masses helps your property and community.**

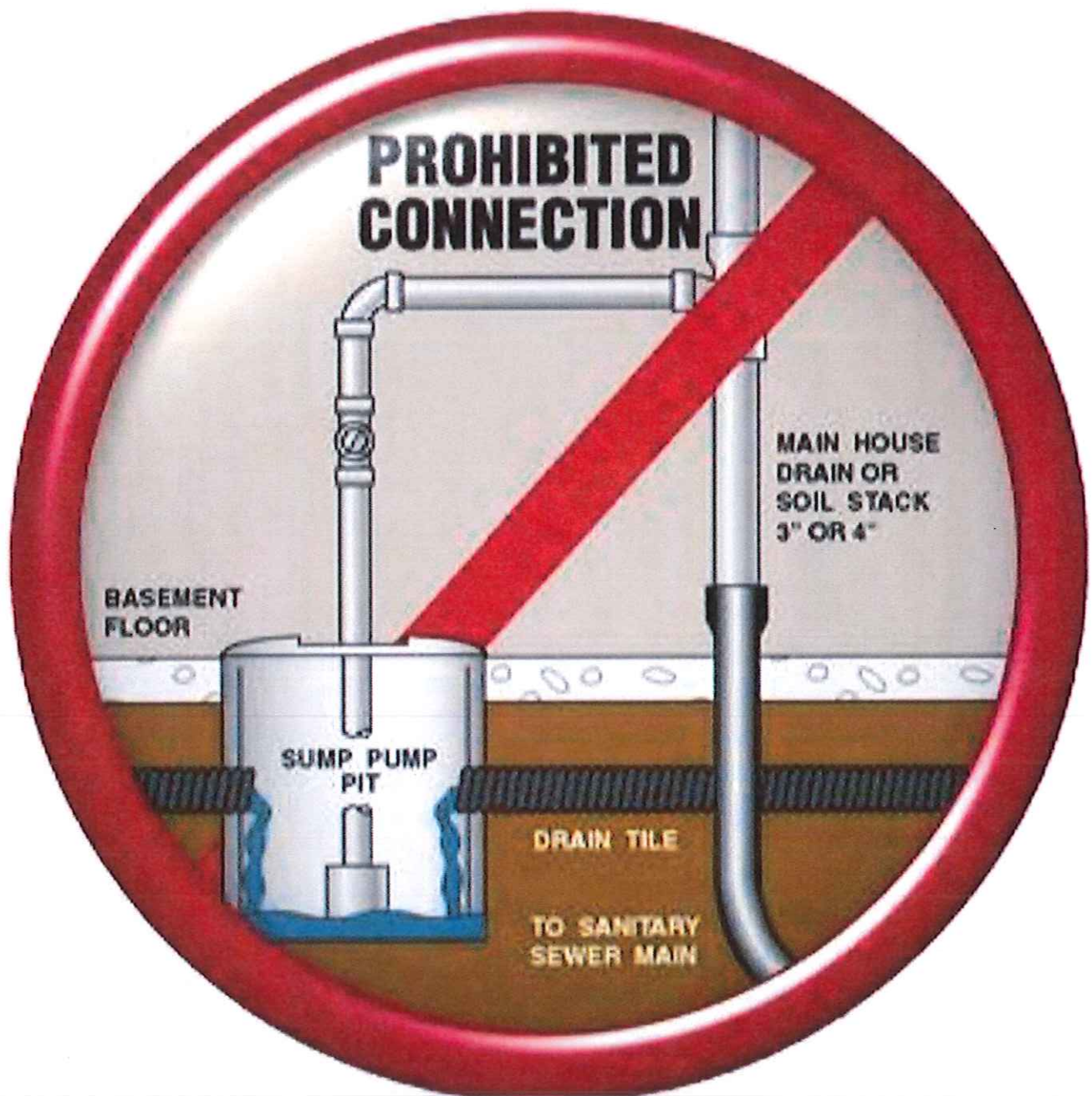
**Please educate yourself on the \$18 billion threat to PA agriculture.**

**Below are suggestions from the PA Department of Agriculture:**

1. **INSPECT** your own property as often as possible.
2. **ELIMINATE** the insect. Successful methods include: stepping on, fly swatter, soapy water spray bottle, sticky fly paper (**They jump/hop 3 times and then settle**) Share stories on West Grove Facebook & with neighbors.
3. **REMOVE** host trees using pesticide applications & Penn State Extension management calendar. (The application timeframes are very important for successful removal)
4. **REPORT** at 1-888-4BADFLY or at one of the websites below.

<https://extension.psu.edu/spotted-lanternfly>    <https://www.invasivespeciesinfo.gov/profile/spotted-lanternfly>  
<https://www.agriculture.pa.gov>

Attention Borough Residents, please be advised that discharging any surface water including floor drains, roof drains, and specifically sump pumps into the Sanitary Sewer system via your sewer lateral is an illegal connection. This messaging is being provided ahead of camera work and inspections that will be done to identify those violating this very important Borough ordinance.



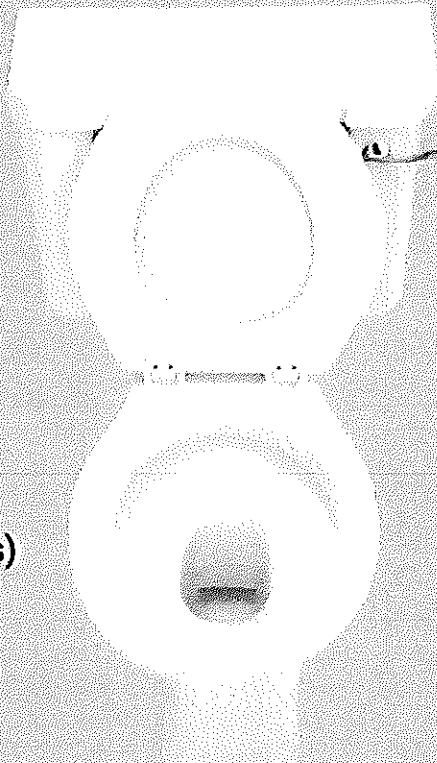


Please see the following important list of things that should not be placed into the sewer system either via your toilets or sink drains. One thing that's not on the list and we've encountered are swiffer cleaning pads. Any of the items on the list can cause lift station pumps to clog which has happened recently so please be diligent and throw away anything on this list. Flushable wipes are also not something that should be flushed regardless of the marketing of the products.

## It's a Toilet, Not a Trash Can!

Never flush the following items (or put down the garbage disposal or drain). Toss them in the trash instead.

- Baby/Facial/Cleaning Wipes
- Tampons
- Sanitary Napkins
- Medication
- Hair
- Dental Floss
- Cotton Swabs/Balls
- Bandages
- Rags and Towels
- Rubber Items (like latex gloves)
- Fat, Cooking Oil, Grease



- Clothing Labels
- Candy/Food Wrappers
- Syringes
- Cigarette Butts
- Disposable Toilet Brushes
- Kitty Litter
- Aquarium Gravel
- Plastic Items
- Diapers
- Fruit Stickers
- Paper Towels

**Only Flush the 3 P's - Pee, Poop and (toilet) Paper**



## Protecting the Borough Sewer System

Public Utilities customers can ensure efficient operation of the sewer system and prevent costly sewer overflows and wastewater treatment process upsets by closely monitoring their own wastewater discharges. The public sewer should not be regarded as a garbage can. Trash (including "disposable" or "flushable" wipes), feminine products, cooking fats/oils/greases and household chemicals should not be disposed in sinks, drains, or toilets, and should be kept out of the public sewer system entirely. Waste food should be disposed in the garbage can, not a garbage disposal.

Blockages of the customers' or the Borough pipes cause sewage spills, unsanitary conditions and expensive repairs for the customer and the Borough. Higher operating and maintenance costs for the utility system can lead to higher utility rates for all our customers. Sewer customers are responsible for maintenance of piping (and grinder pumps, if applicable) up to the designated sewer cleanout located at or near the property line.

### **Do's**

Scrape grease and food residue from dishes and pans into a garbage bay before washing, this will reduce grease build up in the sewer lines.

Avoid the release of hair into drains of showers, tubs and wash basins to prevent clogs in the traps and drains.

Unclog drains naturally by pouring  $\frac{1}{4}$  cup of baking soda down the drain followed by  $\frac{1}{2}$  cup of white vinegar; followed a few minutes later with boiling water.

### **Don'ts**

DO NOT dispose of (FOG) Fats, Oils and Grease down any drain. Byproducts of cooking with oil and grease should be kept and allowed to solidify and then disposed of in the Solid Waste system.

DO NOT put sanitary napkins, condoms or diapers in the toilet.

DO NOT pour milk, ice cream or cleaning chemicals down your sinks

DO NOT plant trees near sewer lines

**DO NOT connect any perimeter drains or sump pumps to the sewer system – All illegal connections are subject to fines per the Borough's Sewer and Sewer Disposal Ordinance.**

Anything other than human waste and toilet paper in a sewer line has the potential to cause a backup in a residence. Follow these steps to help prevent sewer lines back-ups and maintain the condition of the Borough's wastewater collection system and process.

## Protección del sistema de drenaje municipal

Los clientes de servicios públicos pueden garantizar el funcionamiento eficiente del sistema de drenaje y evitar costosos desbordes del drenaje y alteraciones en el proceso de tratamiento de aguas residuales al monitorear de cerca sus propias descargas de aguas residuales. El drenaje público no debe considerarse un cubo de basura. La basura (incluye las toallas "desechables" o "que se pueden tirar al inodoro"), los productos femeninos, las grasas/aceites para cocinar y los productos químicos domésticos no deben tirarse en fregaderos, desagües o inodoros, y deben mantenerse fuera del sistema de drenaje público por completo. Los restos de comida deben tirarse en el cubo de la basura, no en un triturador de basura.

Los bloqueos de las tuberías del cliente o del municipio provocan derrames de aguas residuales, condiciones insalubres y reparaciones costosas para el cliente y el municipio. Los costos de operación y mantenimiento más altos para el sistema de servicios públicos pueden generar tarifas de servicios públicos más altas para todos nuestros clientes. Los clientes de drenaje son responsables del mantenimiento de las tuberías (y de las bombas trituradoras, si corresponde) hasta la limpieza de drenaje designada ubicada en o cerca del límite de la propiedad.

### **Qué hacer**

Raspe la grasa y los residuos de comida de los platos y sartenes y tírelos a un contenedor de basura antes de lavarlos; esto reducirá la acumulación de grasa en las líneas de drenaje.

Evite la liberación de pelos en los desagües de duchas, bañeras y lavabos para evitar obstrucciones en los sifones y desagües.

Desobstruya los desagües de forma natural vertiendo  $\frac{1}{4}$  de taza de bicarbonato de sodio por el desagüe seguido de  $\frac{1}{2}$  taza de vinagre blanco; seguido unos minutos más tarde con agua hirviendo.

### **No hacer**

NO deseche grasas y aceites por ningún desagüe. Los subproductos de la cocina con aceite y grasa deben conservarse y dejarse solidificar y luego desecharse en el sistema de residuos sólidos.

NO coloque toallas sanitarias, condones o pañales en el inodoro.

NO vierta leche, helado ni productos químicos de limpieza en los fregaderos.

NO plante árboles cerca de líneas de drenaje

**NO conecte ningún drenaje perimetral o bomba de sumidero al sistema de drenaje.**

**Todas las conexiones ilegales están sujetas a multas según la Ordenanza de drenaje y eliminación de drenaje del municipio.**

Cualquier cosa que no sean desechos humanos y papel higiénico en una línea de drenaje tiene el potencial de provocar un atasco en una residencia. Siga estos pasos para ayudar a prevenir obstrucciones en las líneas de drenaje y mantener la condición del sistema y proceso de recolección de aguas residuales del municipio.